



6200

electrically operated

for light, medium- and heavy-weight curtains



**Luxurious and
sturdy track**





6200

electrically operated luxurious & sturdy

The Goelst 6200 electrically operated system is ultra-quiet and can be used for comfort or as an aid in care homes and institutions. It can be integrated in most home automation systems, where it helps e.g. the presence simulation. A popular track that can be used in a wide variety of situations, such as private homes, but also in office buildings and in the care sector.

- The ideal track for light, medium-heavy or heavy curtains.
- Easy to bend and exceptional quality.
- Fitted with a 1.0 Nm motor which is suspended under the last runner at the end of the track; suitable for curtain lengths up to 10 metres and weights up to 40 kg.
- The curtains in the system can be single-sliding or middle-closing.
- The motor is concealed from view by the curtain.



- Can be forward or reverse bent in different radii.
- Compatible with the Goelst Flow System for regularly pleated curtains.
- Silent and smooth running, also round bends.

Standard colours



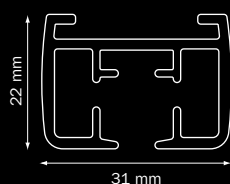
High quality, wear-resistant coating, highly colourfast, UV-resistant.
Other RAL colours & special coatings on request.

Features

Material:	aluminium
Colour:	white, natural metallic, black
Dimensions:	22 x 31 mm
Weight profile:	567 gr/m ¹
Mounting:	wall or ceiling

Profile specifications

Aluminium profile:



Colours with RAL code and lengths (m):

	RAL	4	5	6	7
white	9010	•		•	•
natural metallic	9006	•		•	•
black				•	

Mounting surface:

- wood
- masonry/concrete

Bracket type:

- ceiling bracket
- wall bracket
- spacer bracket

Bending:

bending radius	bending tool
R 20 cm	1015
R 30 cm	1015
R 40 cm	1015
R 50 cm	1015
R > 100 cm	1018

R 20 cm

R > 100 cm

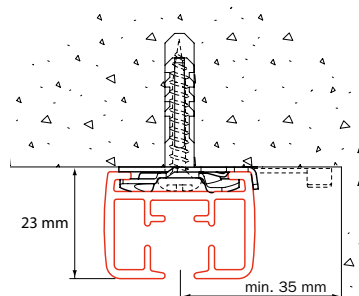
Flow

The Goelst Flow System keeps pleats in curtains consistent. It can be used with small and wide channel tracks and, because of the broad assortment of components, it can be integrated in hand-drawn, cord-pulled and electrically operated systems.

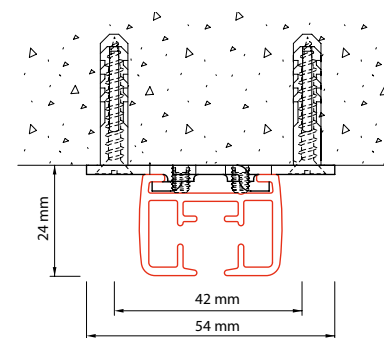
The Flow System can also be used with curved curtain tracks. For further information, see the Flow product data sheet.



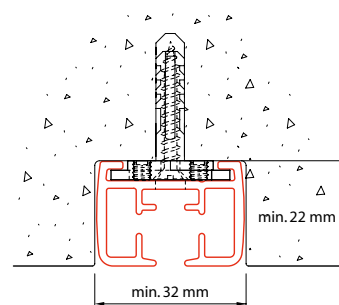
Mounting



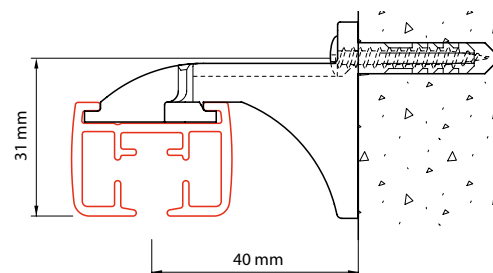
Ceiling mounting with fixing clamp 6050:
allow room for tightening the clamp



Ceiling mounting with bracket 6055-1000

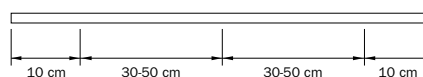


Concealed mounting on or in a ceiling with
bracket 6055-2000

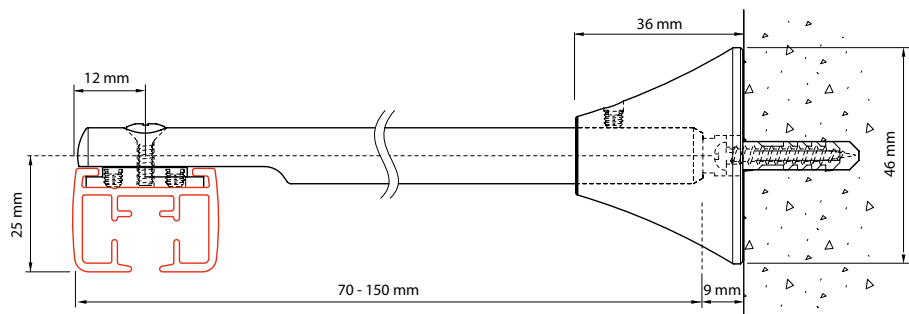


Wall mounting with bracket 6051

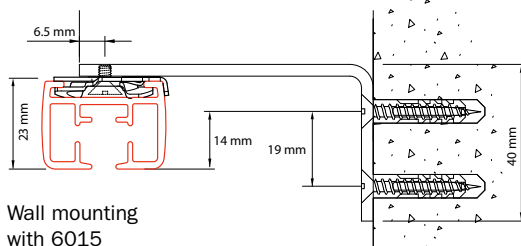
Mounting guideline



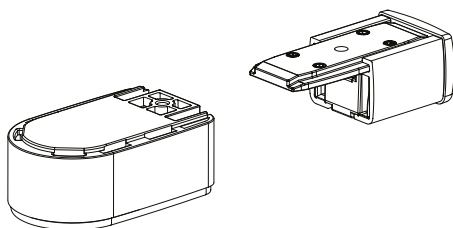
The distance between the brackets can vary depending on the following factors: the mounting surface (wood, concrete or plaster), the weight of the curtains and the curtain fabric production method, the specific application and the system usage intensity. General advice: with the curtains open, place additional brackets where the pleats bunch together. Also place additional brackets before and after bends.



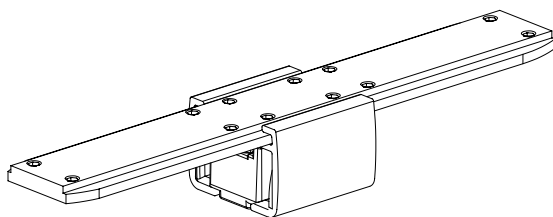
Wall mounting with adjustable extension bracket
6017, can be shortened from 15 to 7 cm.



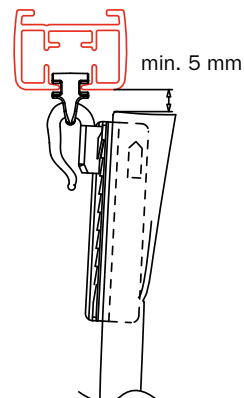
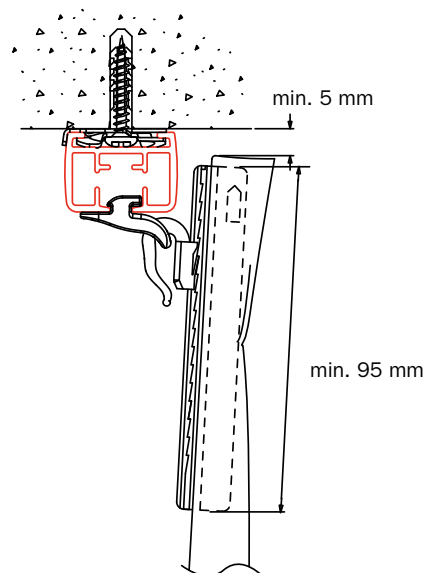
Wall mounting
with 6015



Compact pulley in pulley set 6272-1000



Compact intermediate pulley 6272-2000



Specification guide

Material

- Aluminium EN AW-6060-T66.
- Anodised in accordance with the Qualanod standard.
- Powder coated in accordance with the Qualicoat standard.

Standard parts

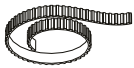
System



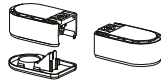
6060-1.0
motor-unit 6200/
6500 1.0 Nm
white



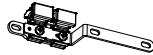
6330-1000-EU
power supply Euro
AC Plug / 24V 1.0A
4m DC



6220
drive belt 10mm
on reel 50 m /
300 m / 600 m

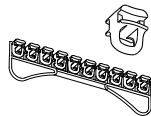


6271-1000
pulley set 6000
serie white / grey
/ black



6274-3000
carrier with
overlap white /
natural metallic /
black

Curtain transport



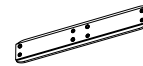
4010
glider
white / grey /
black

Mounting



6050
ceiling fixing
clamp natural
incl. washer

Accessories



6052
connecting bridge
natural



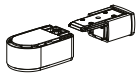
6002
channel stop

Optional parts

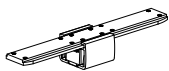
System



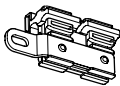
6271-10UP
pulley set motor-
up left / right /
motor-up white



6272-1000
pulley set 6000 series
with
internal pulley,
white / grey / black



6272-2000
intermediate pulley
6000 series white /
grey / black



6275-3000
carrier 6200 PRS
without overlap white
/ natural
metallic / zwart

Curtain transport



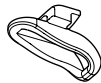
4020
heavy duty glider
white / grey /
black



4030
roller
white / black



6009
glider white for
Pilot Release
System (PRS)

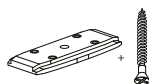


6010
projection glider
white / grey /
black

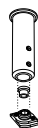
Mounting



6055-1000
ceiling fixing plate
white / natural
metallic / black



6055-2000
profile insert for
recessed fixing
grey, incl. screw
35mm white /
grey / black



4055-30
susp. hanger
mounting set
white / natural /
black



4055-40
susp. hanger tube
1 side thread
50 cm / 100 cm
/ 150 cm
white / natural /
black




4064-10
base plate white /
natural metallic /
black




4064-30
mounting set
white




4064-40
hanger tube
70 / 120 / 150 /
200 cm
white / natural
metallic



6051
wall bracket
white / grey / black

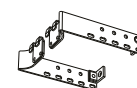


6015
extension bracket
5, 7.5, 10, 15 cm
white / natural
metallic / black



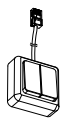
6017
extension bracket,
can be cut 7-15 cm
white / natural
metallic / black

Accessories




6059-1000
wall return set
15cm white

Controls



6048-1001-03
momentary paddle
switch, surface mount
3m cable 6034-D4



6045-2200
receiver RF grey (Nice)
for 6000 series white /
grey / black



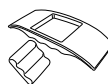
6045-001G/2G/3G
1/2/3 channel RF
transmitter (Nice)



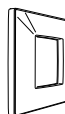
6045-006G
6 channel RF
transmitter (Nice)



6045-080G
80 channel RF
transmitter (Nice)



6045-WAXO
table support
ONDO incl. magn.
wall bracket white



6045-WSWO
wall plate OPLA-S
square white



Goelst NL B.V.

P.O. Box 480 | 6710 BL Ede | The Netherlands

T +31 (0)318 648 100 | F +31 (0)318 648 109 | info@goelst.com | www.goelst.com